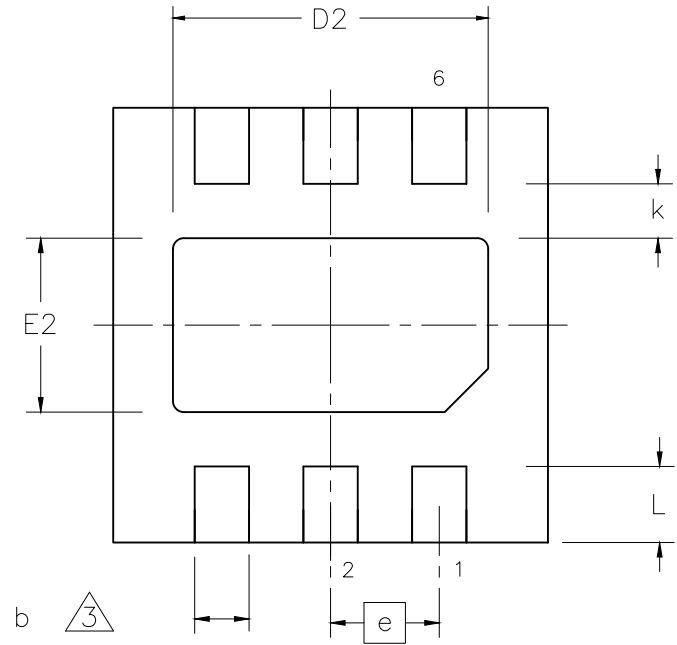
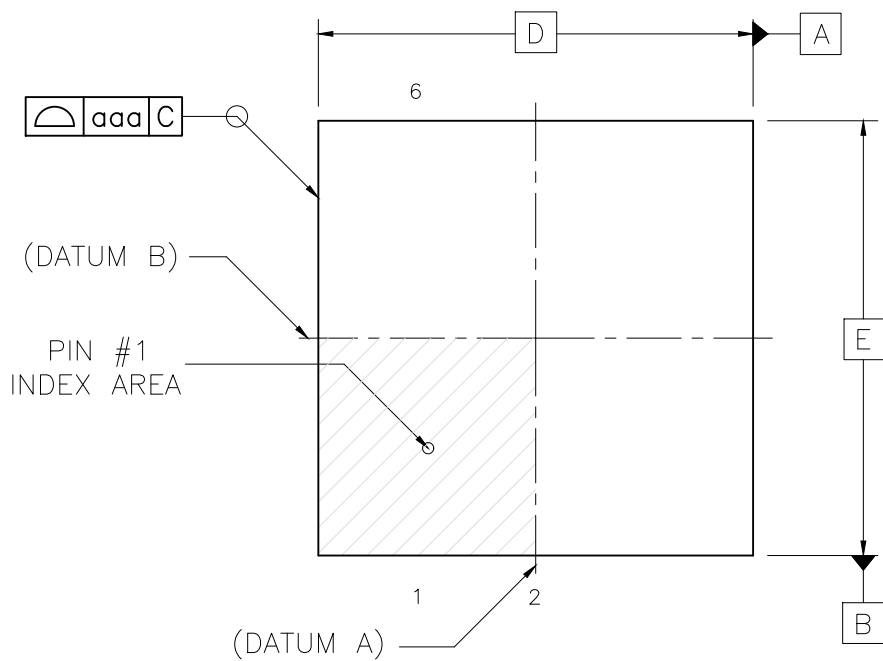
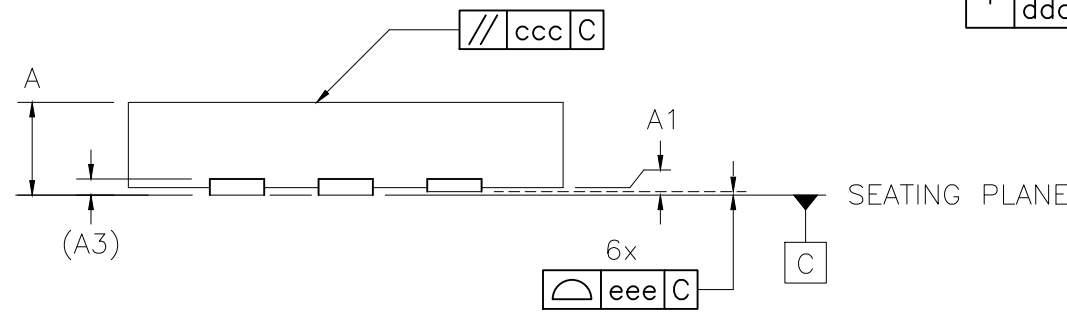


REVISIONS		
REV	DESCRIPTION	DATE
C	UPDATE LEADFRAME PART NUMBER	8-21-2017



⊕	bbb(M)	C	A	B
	ddd(M)	C		



NOTES:  
 1) ALL DIMENSIONS IN MM  
 2) DIMENSIONING AND TOLERANCING PER ASME Y14.5-2009  
 3) DIMENSION b APPLIES TO METALLIZED TERMINAL AND IS MEASURED BETWEEN 0.15 AND 0.30 MM FROM TERMINAL TIP

SYMBOL	MIN	MAX	SYMBOL	MIN	MAX
A, V	0.80	1.00	E2	0.70	0.90
A, W	0.70	0.80	e	0.50	BSC
A, L	1.40	1.70	k	0.20	-
A1	0.00	0.05	L	0.30	0.40
A3	0.20	REF	aaa	0.10	
b	0.18	0.30	bbb	0.10	
D	2.00	BSC	ccc	0.10	
D2	1.35	1.55	ddd	0.05	
E	2.00	BSC	eee	0.08	



TITLE  
 DFN 6L 2x2 mm 0.50 PITCH  
 PACKAGE OUTLINE

LEADFRAME PART NO: 235-00068 REV 00

DO NOT SCALE FILE NAME 6L-DFN-2x2-50P-MOD.DWG SHEET 1 OF 1