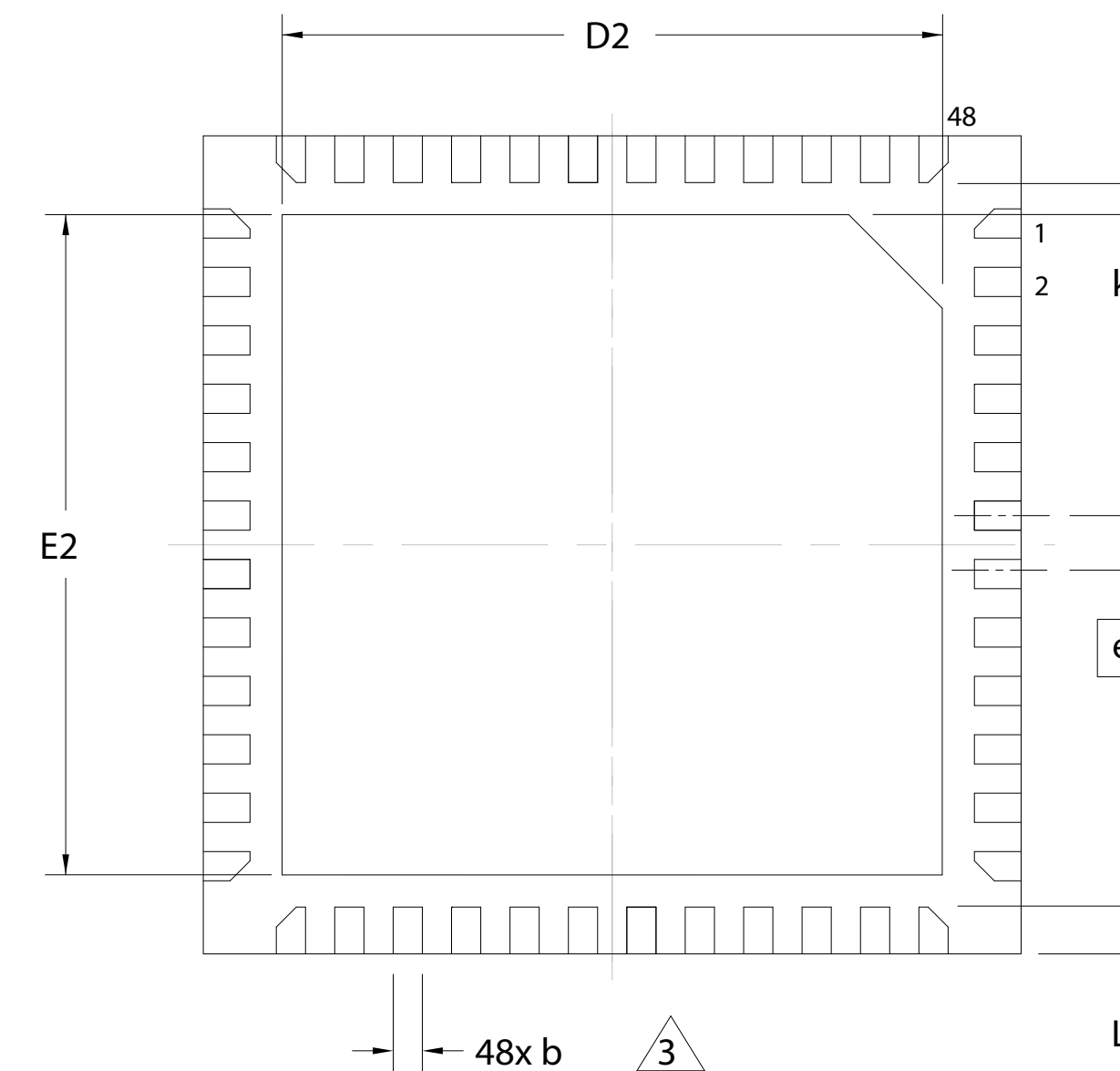
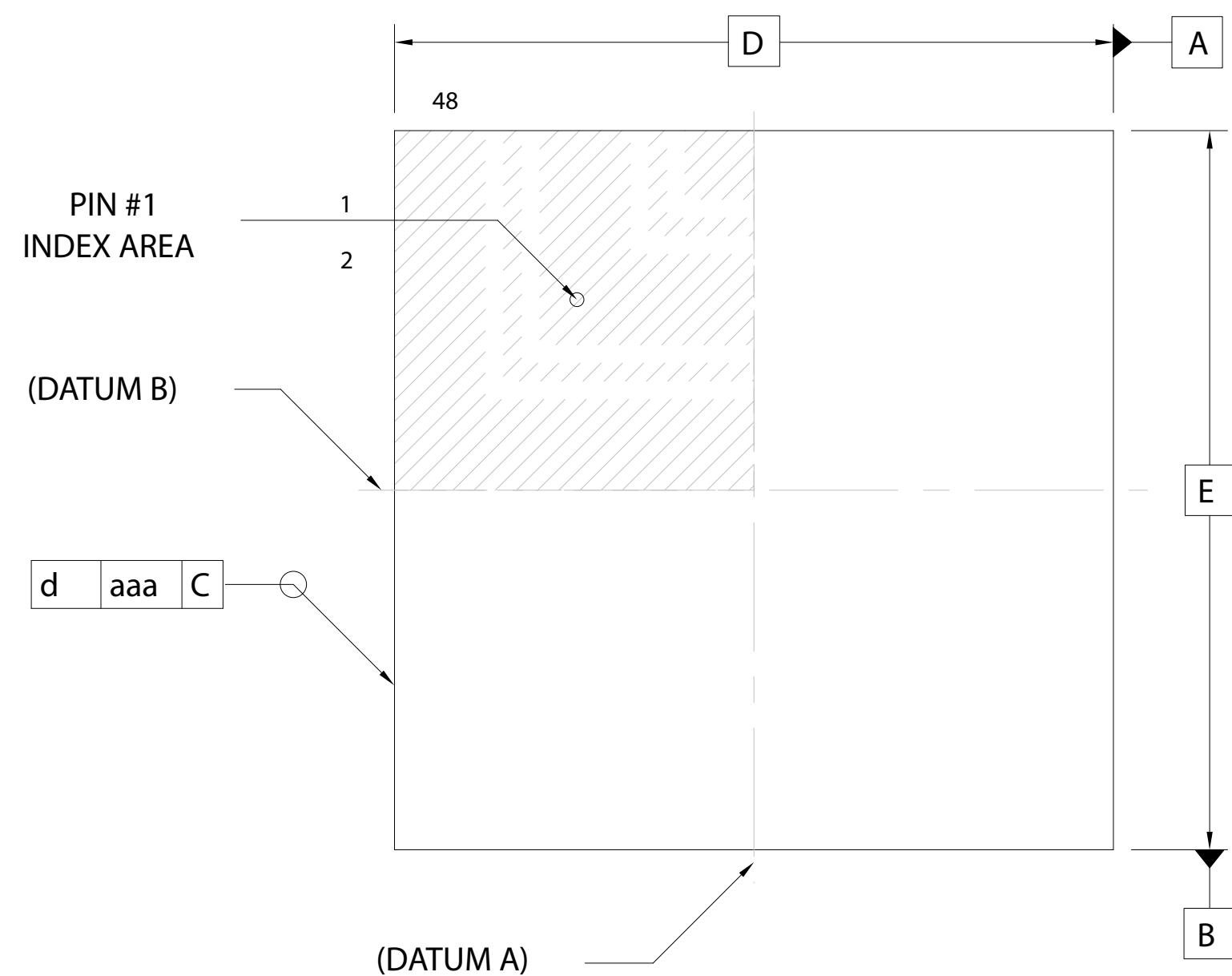
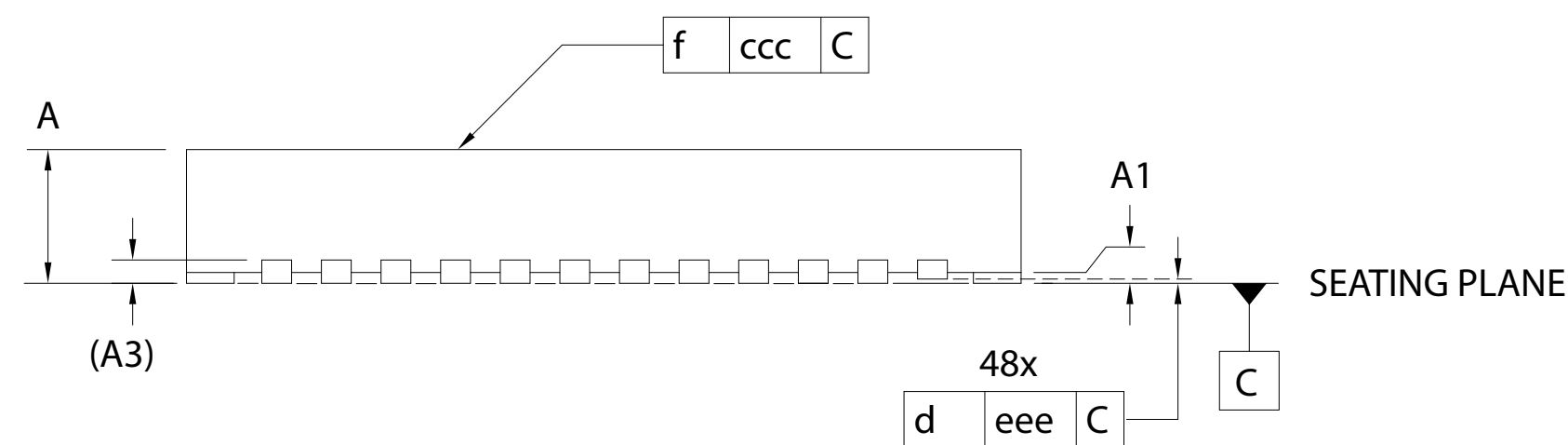


REVISIONS		
REV	DESCRIPTION	DATE
C	UPDATE TO THE NEW LEADFRAME PART NUMBER	08-03-17



j	bbb	m	C	A	B
j	ddd	m	C		



NOTES:

- 1) ALL DIMENSIONS IN MM
- 2) DIMENSIONING AND TOLERANCING PER ASME Y14.5-2009
- 3) DIMENSION b APPLIES TO METALLIZED TERMINAL AND IS MEASURED BETWEEN 0.15 AND 0.30 MM FROM TERMINAL TIP

ALL INFORMATION CONTAINED HEREIN IS THE PROPERTY OF QPTECHNOLOGIES AND IS CONSIDERED PROPRIETARY AND SUBJECT TO RETURN UPON DEMAND. ACCEPTANCE AND RETENTION HEREOF SIGNIFIES AGREEMENT BY THE RECIPIENT THAT THE INFORMATION WILL NOT BE DISCLOSED TO OTHERS NOR USED CONTRARY TO THE INTEREST OF QPTECHNOLOGIES WITHOUT PRIOR WRITTEN PERMISSION.

SYMBOL	MIN	MAX	SYMBOL	MIN	MAX
A, V	0.80	1.00	E2	5.55	5.75
A, W	0.70	0.80	e	0.50 BSC	
A, L	1.40	1.70	k	0.20	-
A1	0.00	0.05	L	0.35	0.45
A3	0.20 REF		aaa	0.10	
b	0.18	0.30	bbb	0.10	
D	7.00 BSC		ccc	0.10	
D2	5.55	5.75	ddd	0.05	
E	7.00 BSC		eee	0.08	



TITLE
**QFN 48L 7x7 mm 0.50 PITCH
 PACKAGE OUTLINE**

LEADFRAME PART NO: **235-00060** REV **01**

DO NOT SCALE FILE NAME: 48L-QFN-7x7-50P-MOD.DWG SHEET 1 OF 1