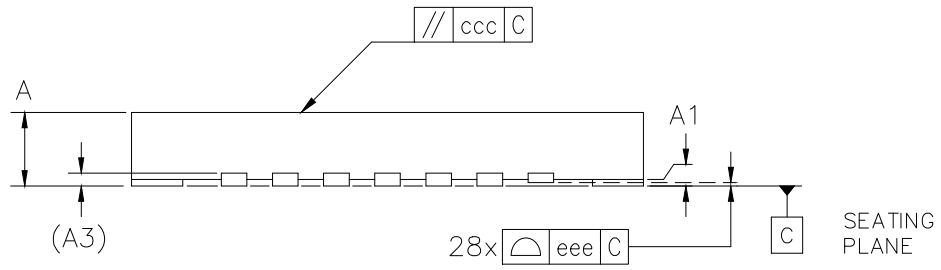
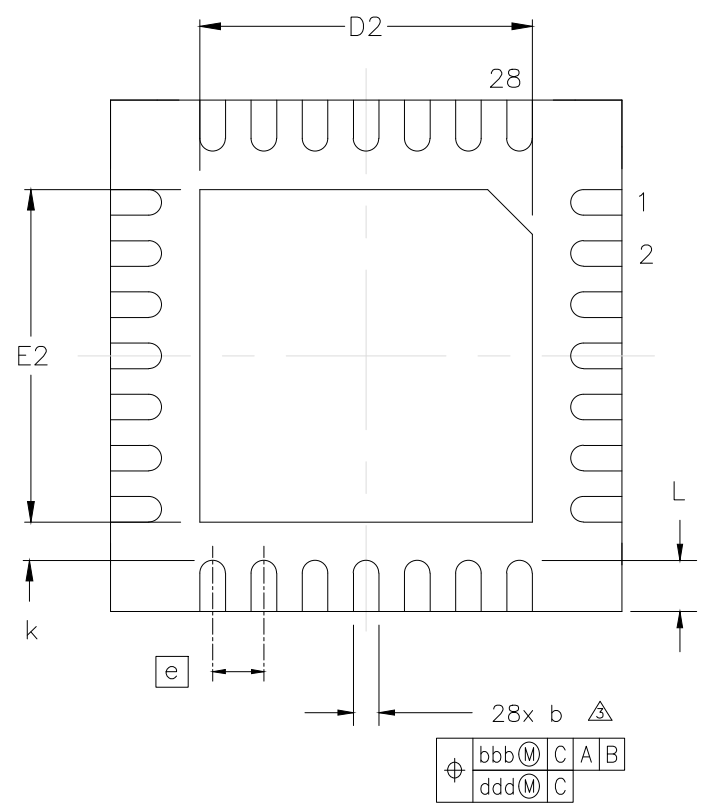
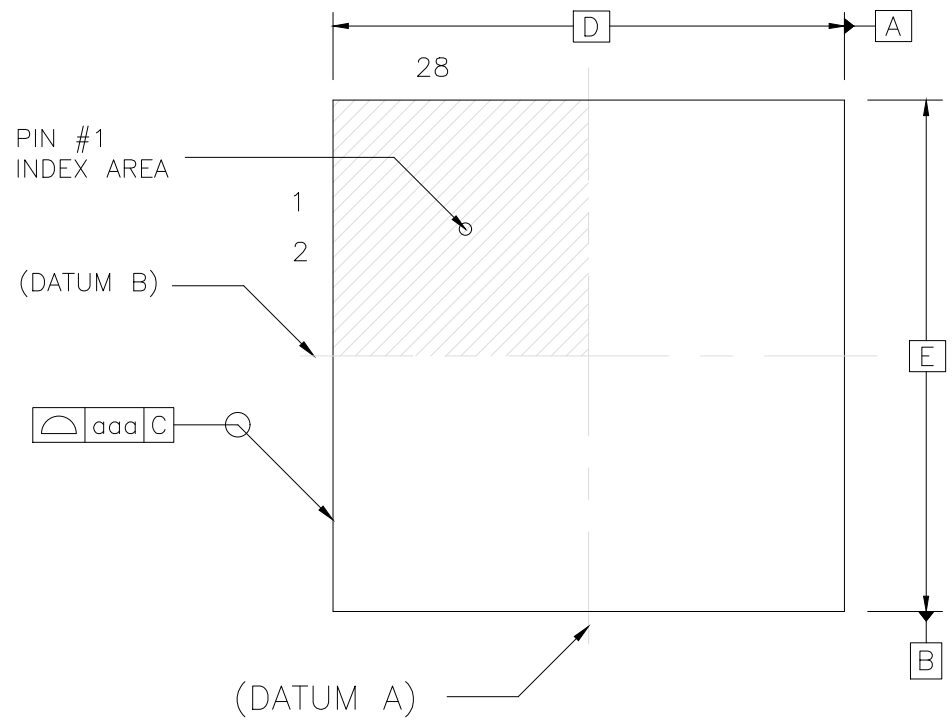


| REVISIONS | | |
|-----------|---------------------------------|-----------|
| REV | DESCRIPTION | DATE |
| B | ADDED PACKAGE THICKNESS OPTIONS | 4-11-2016 |



NOTES:
 1) ALL DIMENSIONS IN MM
 2) DIMENSIONING AND TOLERANCING PER ASME Y14.5-2009
 3) DIMENSION b APPLIES TO METALLIZED TERMINAL AND IS MEASURED BETWEEN 0.15 AND 0.30 MM FROM TERMINAL TIP

| SYMBOL | MIN | MAX | SYMBOL | MIN | MAX |
|--------|----------|------|--------|----------|------|
| A, V | 0.80 | 1.00 | E2 | 2.50 | 2.70 |
| A, W | 0.70 | 0.80 | e | 0.40 BSC | |
| A, L | 1.40 | 1.70 | k | 0.20 | - |
| A1 | 0.00 | 0.05 | L | 0.35 | 0.45 |
| A3 | 0.20 REF | | aaa | 0.10 | |
| b | 0.15 | 0.25 | bbb | 0.07 | |
| D | 4.00 BSC | | ccc | 0.10 | |
| D2 | 2.50 | 2.70 | ddd | 0.05 | |
| E | 4.00 BSC | | eee | 0.08 | |



TITLE
 QFN 28L 4x4 mm 0.40 PITCH PACKAGE OUTLINE

LEADFRAME PART NO: 235-00114 REV A

DO NOT SCALE FILE NAME: 28L-QFN-4x4-40P-MOD.DWG SHEET 1 OF 1

ALL INFORMATION CONTAINED HEREIN IS THE PROPERTY OF QPTECHNOLOGIES AND IS CONSIDERED PROPRIETARY AND SUBJECT TO RETURN UPON DEMAND. ACCEPTANCE AND RETENTION HEREOF SIGNIFIES AGREEMENT BY THE RECIPIENT THAT THE INFORMATION WILL NOT BE DISCLOSED TO OTHERS NOR USED CONTRARY TO THE INTEREST OF QPTECHNOLOGIES WITHOUT PRIOR WRITTEN PERMISSION.